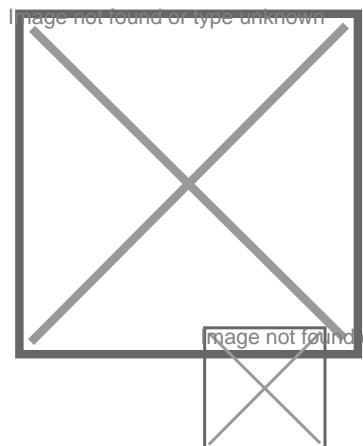
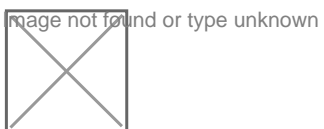


Anelli in cemento



REF.	Ø A	Ø b	H	kg
9181-60	860	650	110	63
9181-80	1055	860	110	92

9181-60 Per chiusini 1550-60, 1555-60, 1560-60, 2550-60

9181-80 Per chiusino 1150-80, 1160-80

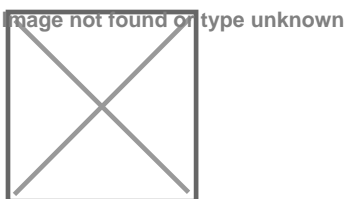


Image not found or type unknown

