

Canaletti SLOT DRAIN


Class: C 250

Break: 250 kN

Modello carrozzabile - 10 t

Elementi standard precelementati da 1 a 3 m

Image not found or type unknown



SLOT DRAIN





Image not found or type unknown



REF.	d	b	a	l	H	kg/m
8200-2-B	200	30	170	480	400	320

N.B. 1 Per raccordo alle griglie 2101

N.B. 2 Informazioni complementari in capitolo 18.71

Image not found or type unknown



Image not found or type unknown

