

Chiusini con coperchio in ghisa piena


Class: F 900
Norme: EN 124

Odore e deflusso impermeabili

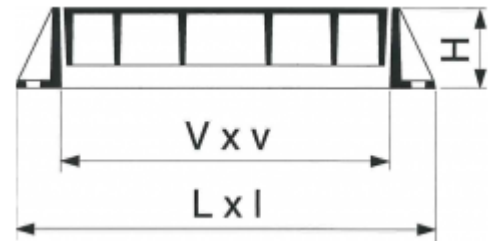
Chiusura a chiavistello

Maniglia Nr. 9115

Assistenza all'apertura a richiesta



ERMATIC



| REF. | V x v | L x l | H | Coperchi | kg |
|---------------|----------|----------|-----|----------|-----|
| 3290-60x60-V | 600x600 | 770x820 | 150 | 1 | 163 |
| 3290-75x60-V | 750x600 | 920x820 | 150 | 1 | 191 |
| 3290-122x60-V | 1220x600 | 1390x820 | 150 | 2 | 297 |
| 3290-137x60-V | 1370x600 | 1540x820 | 150 | 2 | 324 |
| 3290-152x60-V | 1520x600 | 1690x820 | 150 | 2 | 353 |
| 3290-184x60-V | 1840x600 | 2010x820 | 150 | 3 | 430 |
| 3290-199x60-V | 1990x600 | 2160x820 | 150 | 3 | 458 |
| 3290-214x60-V | 2140x600 | 2310x820 | 150 | 3 | 486 |
| 3290-229x60-V | 2290x600 | 2460x820 | 150 | 3 | 514 |
| 3290-60x75-V | 600x750 | 770x970 | 150 | 1 | 197 |
| 3290-75x75-V | 750x750 | 920x970 | 150 | 1 | 232 |
| 3290-122x75-V | 1220x750 | 1390x970 | 150 | 2 | 361 |
| 3290-137x75-V | 1370x750 | 1540x970 | 150 | 2 | 396 |

N.B. Informazioni complementari in capitoli



Chiusini con coperchio in ghisa piena


Class: F 900
Norme: EN 124

Odore e deflusso impermeabili

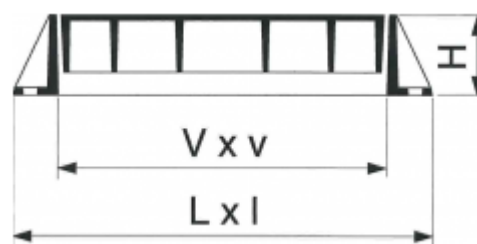
Chiusura a chiavistello

Maniglia Nr. 9115

Assistenza all'apertura a richiesta



ERMATIC



| REF. | V x v | L x l | H | Coperchi | kg |
|---------------|----------|-----------|-----|----------|-----|
| 3290-152x75-V | 1520x750 | 1690x970 | 150 | 2 | 429 |
| 3290-184x75-V | 1840x750 | 2010x970 | 150 | 3 | 525 |
| 3290-199x75-V | 1990x750 | 2160x970 | 150 | 3 | 559 |
| 3290-214x75-V | 2140x750 | 2310x970 | 150 | 3 | 594 |
| 3290-229x75-V | 2290x750 | 2460x970 | 150 | 3 | 628 |
| 3290-60x90-V | 600x900 | 770x1120 | 150 | 1 | 234 |
| 3290-75x90-V | 750x900 | 920x1120 | 150 | 1 | 255 |
| 3290-90x90-V | 900x900 | 1070x1120 | 150 | 1 | 304 |
| 3290-122x90-V | 1220x900 | 1390x1120 | 150 | 2 | 430 |
| 3290-137x90-V | 1370x900 | 1540x1120 | 150 | 2 | 450 |
| 3290-152x90-V | 1520x900 | 1690x1120 | 150 | 2 | 470 |
| 3290-167x90-V | 1670x900 | 1840x1120 | 150 | 2 | 521 |
| 3290-182x90-V | 1820x900 | 1990x1120 | 150 | 2 | 568 |

N.B. Informazioni complementari in capitoli



FASA - FONDERIE ET ATELIERS MECANIKES D'ARDON S.A.

[Clicca qui per vedere l'articolo sul sito web](#)

Pagina 2 su 3

Modifiche riservate

Chiusini con coperchio in ghisa piena


Class: F 900
Norme: EN 124

Odore e deflusso impermeabili

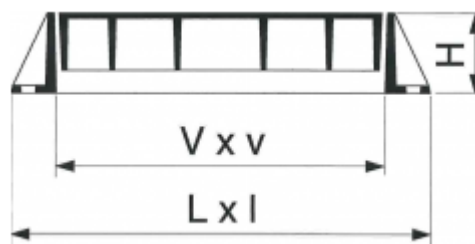
Chiusura a chiavistello

Maniglia Nr. 9115

Assistenza all'apertura a richiesta



ERMATIC



| REF. | V x v | L x l | H | Coperchi | kg |
|---------------|----------|-----------|-----|----------|-----|
| 3290-184x90-V | 1840x900 | 2010x1120 | 150 | 3 | 624 |
| 3290-199x90-V | 1990x900 | 2160x1120 | 150 | 3 | 645 |
| 3290-214x90-V | 2140x900 | 2310x1120 | 150 | 3 | 681 |
| 3290-229x90-V | 2290x900 | 2460x1120 | 150 | 3 | 686 |
| 3290-244x90-V | 2440x900 | 2610x1120 | 150 | 3 | 735 |
| 3290-259x90-V | 2590x900 | 2760x1120 | 150 | 3 | 784 |
| 3290-274x90-V | 2740x900 | 2910x1120 | 150 | 3 | 833 |

N.B. Informazioni complementari in capitoli

**FASA****FASA - FONDERIE ET ATELIERS MECANIKES D'ARDON S.A.**

Clicca qui per vedere l'articolo sul sito web

Pagina 3 su 3

Modifiche riservate