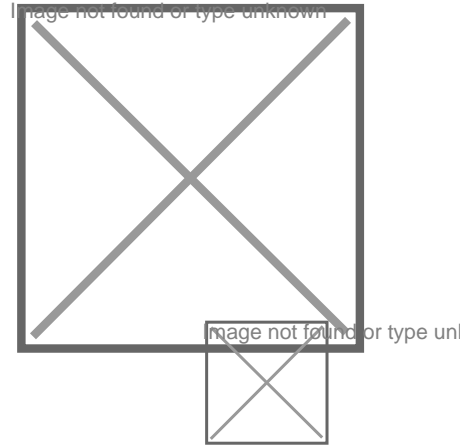
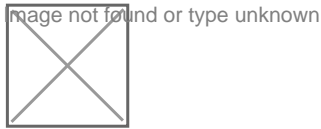


## Griglie piane per canaletti

**Class:** B 125

**Break:** 125 kN

Modello carrozzabile - 5 t  
Per traffico lento



REF.	Vuoto del canaletto	L	I	H	cm2	kg
503-1	250	1000	300	30	1050	35
503-2	200	1000	250	30	850	27
503-3	200	1000	238	30	630	30
503-4	250	500	300	30	525	17.5
503-5	200	500	250	30	425	15.2
503-6	100	500	150	30	260	7.5
503-8	300	1000	350	35	1100	45

cm2 = Superficie d'ingresso

N.B. Telaio REF. 991

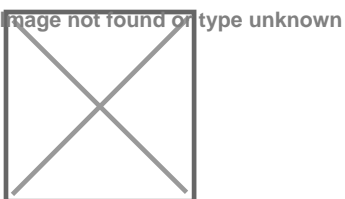


Image not found or type unknown

