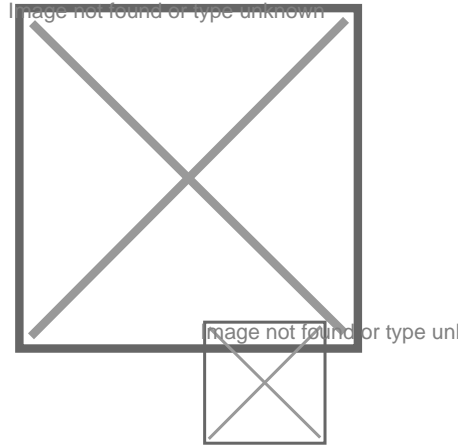
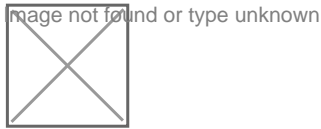


Griglia piana per canaletti

Class: A 15

Break: 25 kN

Modello leggero - 1 t



REF.	Vuoto del canaletto	L	I	H	cm2	kg
501-5	100	500	150	30	110	6.9

cm2 = Superficie d'ingresso

N.B. Telaio REF. 991

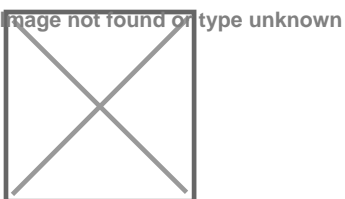


image not found or type unknown

