

Chiusino

Class: C 250

Break: 250 kN

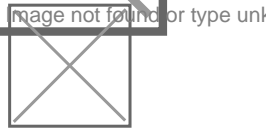

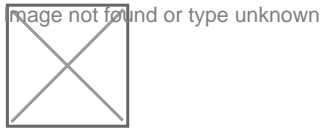
Chiusura semplice

Modello carrozzabile - 10 t

Per traffico lento

Guarnizione neoprene

Maniglia Nr. 9111



REF.	L x l	Ø D	Ø V	H	kg
102-70	930x930	755	690	90	230

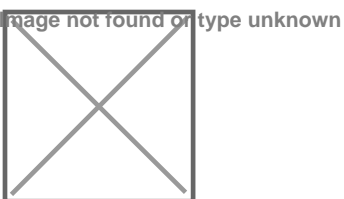


image not found or type unknown

