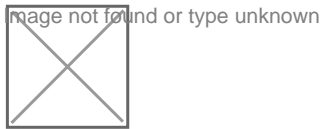


## Grille plate à blocage rapide, réglable

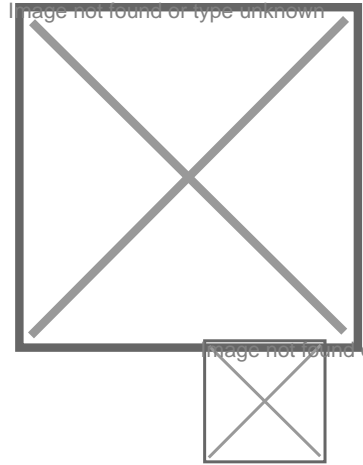
**Classe:** D 400

**Norme:** EN  
124

Joint néoprène  
Poignée 9150



SELFLOCK-SELFLEVEL



REF.	L x l	D x d	V x v	H	cm2	kg
2150-12	670x535	520x370	450x360	200	930	85

cm2 = Surface d'avalement

N.B. 1 Cadre d'adaptation en béton REF. 9191

N.B. 2 Informations complémentaires au chapitre 18.41

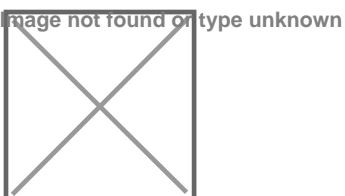


Image not found or type unknown

