

Flacher Kanalrost

Class: F 900

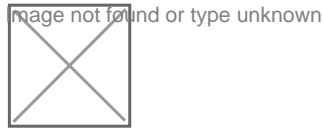
Norm: EN 124

1 m lange Elemente

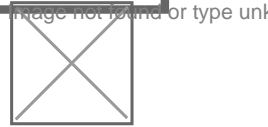

Verbindung in Längsrichtung der Roste unter sich

Verriegelt

Öffnen mit Hilfe eines Pickels



AQUA - V1000



| REF. | d | v | l | H | cm2 | kg |
|--------|-----|-----|------|-----|------|-----|
| 559-4L | 400 | 300 | 574 | 100 | 1810 | 95 |
| 559-5L | 500 | 450 | 730 | 100 | 1878 | 126 |
| 559-6L | 600 | 600 | 880 | 100 | 2434 | 181 |
| 559-7L | 700 | 750 | 1028 | 100 | 3000 | 216 |

cm2 = Aufnahme­fläche

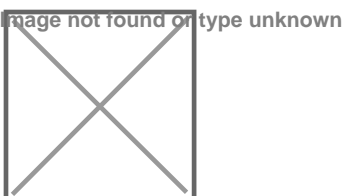


Image not found or type unknown

